




PIPELINE INSULATING JOINT

IMG International srl with its associated forging plant can design and produce insulating joints completely: from forged body, welding, painting, assembly and testing of the finished item. Pipeline insulating joints are used both for onshore and offshore projects. Saving in the overall cost of corrosion system is just one of the benefits of using this kind of joint.



PIPELINE INSULATING JOINT are used worldwide for permanently controlling the flow of electrical currents or electrically isolating pipe sections in pipes and piping systems. Effective management of cathodic protection programs results from the use of these highly reliable substitutes for flanged insulating systems.

Other benefits include protection against earthing currents at domestic and industrial premises, isolation of pipeline cathodic protection system, and to ensure that cathodic protection or stray currents do not cause increased corrosion.

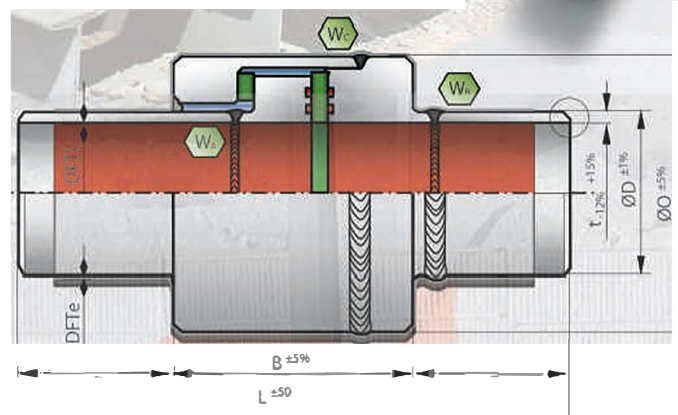


The PIPELINE INSULATING JOINT are designed to meet and satisfy very high pressure services up to 20,000 psi. Upon request, we can supply MONO-BLOCK INSULATING JOINTS according to your specification.




THE PIPELINE INSULATING JOINT


- eliminates short circuits
- eliminates field assembly
- eliminates maintenance
- is less expensive
- is coated both internally and externally
- is 100% electrically tested
- is completely weld inspected
- is manufactured in accordance with ISO 9001:2000 specifications



STANDARD DESIGN CONSTRUCTION									CUSTOMER SPECIFICATION DESIGN
Class 150			Class 300			Class 600			<ul style="list-style-type: none"> • Size • Materials • Wall Thickness • Fluid • Type of installation • Design Pressure • Design Temperature • Corrosion Allowance • Dielectric Resistance • Electric Insulation • Design Loads • Design Life • Testing • Coating
DN	Wtk	Length	DN	Wtk	Length	DN	Wtk	Length	
2	3.9	350	2	3.9	350	2	3.9	350	
3	4.8	350	3	5.5	350	3	5.5	350	
4	4.8	350	4	6.0	400	4	6.0	400	
6	5.6	400	6	7.1	500	6	7.1	500	
8	6.4	400	8	8.2	500	8	8.2	500	
10	6.4	400	10	9.3	600	10	9.3	600	
12	6.4	450	12	10.3	600	12	10.3	600	
14	7.9	450	14	12.7	600	14	12.7	600	
16	9.5	500	16	12.7	700	16	12.7	700	
18	9.5	500	18	12.7	700	18	12.7	700	
20	9.5	600	20	12.7	800	20	12.7	800	
24	12.7	600	24	14.3	800	24	14.3	800	
30	12.7	800	30	15.9	1000	30	15.9	1000	
36	14.3	900	36	19.1	1100	36	19.1	1100	
48	15.9	1000	48	20.6	1200	48	20.6	1200	



ALLOWABLE LOADS



Standard Total Design Load 50 % Pipe SMYS
 (Special Total Design Load 75 % Pipe SMYS)
 (Special Total Design Load 95 % Pipe SMYS)
 (Special Total Design Load 100 % Pipe SMYS)

INSTALLATION	ABOVEGROUND / UNDERGROUND
HYDROSTATIC TEST	1.5 Times the Design Pressure
DIELECTRIC TEST	1.5 to 5 KV @ 1 minute AC 50÷60 Hz (Special 20 KV @ 1 minute AC 50÷60 Hz)
ELECTRIC INSULATION TEST	> 100 MΩ @ 1000 Volt DC (Special > 100 GΩ @ 5000 Volt DC)
NDE TEST	WA-WB-WC: MT & UT, Bevel Ends MT According to ASME V
WELDS	WA-WB-WC: According To ASME IX
CERTIFICATION	EN 10204 - 3.1 (EN 10204 - 3.2 if request)
APPLICATION	Suitable for flow media such as natural gas, crude oil, kerosene, gasoline, propane, butane, coal gas, ethylene, nitrogen and drinking water - Media such as sour gas and oxygen require special material and design. Standard versions up to maximum + 80°C constant temperature - Special versions for district heating pipelines up to +150°C.

PIPELINE INSULATING JOINT SPECIFICATION

PIPELINE INSULATING JOINTS shall be boltless and completely factory assembled in accordance with the appropriate requirements of ASME, ASTM, API, DIN and BS codes. Insulation material is a thermosetting fibreglass epoxy material. NEMA G10/11. Sealing system shall be by two Standard "O" ring seals. Interior and exterior coating by epoxy with a thickness of 150 microns.

- Dielectric Resistance @ 5 KV
- Isolation Resistance > 50 MOhm
- Design According to ANSI/ASME B31.3/4/8
- Dimens. ASME VIII Div.I



IMG INTERNATIONAL s.r.l.

Via Masero, 57

10010 SCARMAGNO (TO) ITALY

Phone +39 0125.63.92.89

Fax +39 0125.71.26.40

info@imginternational.it

rossetto.andrea@imginternational.it

sales01@imginternational.it